

MORGAN PARK

Planning a fun and safe visit




Photo Credit: Ken Christensen

My visit to MORGAN PARK.
What to expect for an enjoyable hike.



I will know I am there when I
see the MORGAN PARK SIGN.




Photo Credit: Ken Christensen

I can begin my HIKE by checking the KIOSK where I will find a MAP.



Before I HIKE, I may want
comfortable WALKING SHOES,
WATER, SUNSCREEN, and INSECT
REPELLENT.



There is a RESTROOM near the
PARKING LOT.

(The toilet does not flush and there
is not running water).




Photo Credit: Ken Christensen

I can view the RAIN GARDEN at the start of my HIKE.



SIGN POSTS help me follow the trail I want to HIKE. The MEADOW TRAIL is marked with a DRAGONFLY.



The MEADOW TRAIL is a 0.8 mile LOOP made of crushed limestone that is ADA accessible.



Along the MEADOW TRAIL I can stop
at the OVERLOOK and view the
POLLINATOR GARDEN.



I can rest under the PERGOLA near the POLLINATOR GARDEN and enjoy the view.



There are other TRAILS that I may choose to HIKE. These trails are NATURAL SURFACE and can be muddy if it has rained.

Thank you for visiting!



After my HIKE, I can check the KIOSK for information to plan my next visit!

Morgan Park

8828 State Route 44

Ravenna, OH 44266

portageparkdistrict.org



330.297.7728