

**Basic Ingredients for Non-Toxic Cleaner Recipes** \*1


Five basic ingredients serve as the building blocks for many safe home cleaning needs:

1. **Baking Soda**—cleans & deodorizes. Softens water to increase sudsing & cleaning power of soap. Good scouring powder.
2. **Borax**—cleans & deodorizes. Excellent disinfectant. Softens water. Available in laundry section of grocery store.
3. **Soap**—biodegrades safely & completely and is non-toxic. Available in grocery stores and health food stores. Sold as liquid, flakes, powder or in bars. Bars can be grated to dissolve more easily in hot water. Insist on soap without synthetic scents, colors or other additives.
4. **Washing Soda**—cuts grease and removes stains. Disinfects. Softens water. Available in laundry section of grocery store or in pure form from chemical supply houses as “sodium carbonate.”
5. **White Vinegar or Lemon Juice**—cuts grease and freshens.


\*1 Source: eco.cycle

# SAFE SUBSTITUTES

for



# HOUSEHOLD HAZARDOUS WASTES



**PORTAGE COUNTY  
SOLID WASTE MANAGEMENT  
DISTRICT RECYCLING CENTER**  
3588 Mogadore Rd., Kent, OH. 44240  
P: (330) 678-8808 F: (330) 678-9405  
RPORTAGECOUNTY@RR.NEO.COM



**COMMISSIONERS:** Maureen Frederick, Chuck Keiper, Chris Smeiles  
**DIRECTOR:** Bill Steiner

## Safe Management Methods

1. Choose the least toxic products needed and use the least amount required.
2. Know first aid that might be needed.
3. Ventilate rooms and wear proper protection—gloves, goggles, etc. Wash with soap and water after use.
4. Read labels carefully. Follow directions for product use and disposal.
5. Never dump hazardous products down the toilet or drain (except for drain cleaners) or on the ground.
6. Keep the materials in its original containers. Never mix HHW with other products. Incompatibilities may react, ignite, or explode.
7. Label products NOT in its original container.
8. Keep away from heat or flame. Store all hazardous products away from the reach of children and household pets. Secure products so they won't tip over and/or leak.
9. Keep products away from the passenger compartment of your vehicle during transport to a disposal facility—Portage County's District Recycling Center—3588 Mogadore Rd., Brimfield.

**Facts & Figures (per U.S. E.P.A.)**  
\* Americans generate **1.6 million tons** of Household Hazardous Waste (HHW) per year.  
\* The average home can accumulate as much as **100 lbs.** of HHW in the basement, garage & in storage closets.

### Key to Hazards Definition



#### CORROSIVE

May cause deterioration of body tissues or erosion of material at the site of contact.



#### TOXIC

Harmful or deadly upon contact, ingestion or inhalation.

#### FLAMMABLE

Ignites easily and burns rapidly.



#### IRRITANT

Can cause inflammation or soreness of the eyes, skin, mucous membranes or respiratory system.



# SAFE Substitutes & Alternatives



## CLEANERS

**AMMONIA-BASED CLEANER:** Sprinkle BAKING SODA on a damp sponge. For windows, use a solution of 2 Tbs. WHITE VINEGAR to 1 quart water.

**BLEACH (LAUNDRY):** Use BORAX on all clothes or 1/2 cup WHITE VINEGAR in rinse water to brighten dark clothing..

**CARPET/UPHOLSTERY CLEANERS:** Sprinkle DRY CORNSTARCH or BAKING SODA on, then vacuum it up. For tougher stains: blot with WHITE VINEGAR in soapy water.

**DETERGENTS (LAUNDRY):** Use SOAP FLAKES with 1/3 cup of WASHING SODA. (Before switching, wash clothing in pure washing soda to remove detergent residues.)

**DISINFECTANTS:** Use BORAX: 1/2 cup in a gallon of water. Deodorizes, too.

**DRAIN DECLOGGERS:** Use a PLUNGER or METAL "SNAKE" or REMOVE & CLEAN TRAP. (Prevent clogging by keeping grease, and large particles out of drains.)

**FURNITURE & FLOOR POLISHES:** To clean, use OIL SOAP & warm water. Dry with soft cloth. Polish with 1 part LEMON JUICE to 2 parts OIL (any kind) OR use natural products with LEMON OIL or BEESWAX in MINERAL OIL.



**DRAIN CLEANERS:** Pour 1 cup BAKING SODA down drain, then 1/2 cup of WHITE VINEGAR. Wait a minute, then flush with hot water. This keeps drain clean.

**METAL CLEANERS:** Brass & copper; scrub with a used half of LEMON dipped in SALT. Stainless steel; use SCOURING PAD & SOAPY WATER. Silver; rub gently with TOOTHPASTE and soft wet cloth.

**OVEN CLEANERS:** Quickly sprinkle SALT on drips, then scrub. Use BAKING SODA & SCOURING PADS on older spills.

**SCOURING CLEANERS & POWDERS:** Sprinkle BAKING SODA on a damp sponge or add 4 Tbs. BAKING SODA to 1 quart warm water or use BON AMI.

**TOILET CLEANERS:** Sprinkle on BAKING SODA, then scrub with toilet brush. Use PUMICE BLOCK for stubborn stains.

**AIR FRESHENER SPRAYS:** Set BAKING SODA or WHITE VINEGAR or HERBAL MIXTURES in an open dish or boil HERBS.



## PESTICIDES

**ANT POISONS:** Repel ants with CHILI POWDER or TALCUM POWDER or POWDERED CHALK sprinkled at places of entry.

**COCKROACH POISONS:** Use a BAKING SODA/ POWDERED SUGAR mixture or light dusting of BORAX around the refrigerator, stove, and ducts or use TRAPS.



**FLEA REPELLENTS:** Buy an HERBAL COLLAR or CITRUS-OIL spray or add a bit of BREWER'S YEAST to pet's food.

**FLY SPRAYS:** Use FLY SWATTER or NON-TOXIC FLY PAPER or squirt flies with mixture of WATER/MILD DISHWASHING DETERGENT.

**HOUSEPLANT INSECTICIDES:** Spray plants weekly with lukewarm SOAPY WATER, rinse well.

**MOTH REPELLENTS:** Protect clothes with CEDAR CHIPS or CEDAR BALLS or LAVENDER FLOWERS.

**MOUSE & RAT POISONS:** Use LIVE TRAPS. (Prevent by eliminating food source & sealing entry holes.)



**RODENTICIDES:** Build a SCREENING around garden by digging a trench & sticking fence 2 inches down, then backfilling.

**FUNGICIDES:** Don't overwater. Keep areas clean & dry.

**HERBICIDES/WEED KILLERS:** Cut down on weeds by HAND WEEDING or using HOE or CLIPPERS. Mow grasses so they don't seed.

**INSECTICIDES:** Spray SOAPY WATER on aphids & other garden pests. Import INSECT PREDATORS such as ladybugs, lacewings, and preying mantises. Drown slugs and snails by setting out a pan of WHITE VINEGAR.



## WORKSHOP




**ADHESIVES & GLUES:** Use white or yellow WOOD GLUE instead of solvent-suspended glues.

**FURNITURE STRIPPERS:** Use an ELECTRIC SANDER or HEAT GUN or SANDPAPER.

**OIL or ENAMEL-BASED PAINT:** Use LATEX or WATER-BASED PAINT.

**STAINS & FINISHES:** Use LATEX or NATURAL PIGMENT FINISHES.

**THINNERS & TURPENTINE:** No substitute recommended. Instead, use WATER-BASED PAINTS that can be cleaned and thinned with water.



## 911 EMERGENCY